

# FENCE-ON-A-STEP BENCH®

## PX7001

The PX7001 display offers lots of space in a semi-tiered design. With several configurations, you'll find just the one to suit your needs. Use as a freestanding display, back-to-back as a center aisle, or connected in a run of any length.



PX7001  
Base bench model



PX7001-CP



## SPECIFICATIONS

**Construction:** Galvanized steel

**Capacity:** (27) 1020-style flats per 6-foot section

**Base Dimensions:** 73.25" w x 37.5" d x 44.5" h

### PX7001 Configurations

| Part #      | Description                                |
|-------------|--|
| PX7001      | Single unit w/expanded metal (standard)    |
| PX7001-P    | Single unit w/Double Purlin                |
| PX7001-S    | Single unit w/Sign Holder                  |
| PX7001-C    | Single unit w/Casters                      |
| PX7001-CP   | Single unit w/Casters + Purlin             |
| PX7001-CS   | Single unit w/Casters + Sign Holder        |
| PX7001-XT6  | 6' Extension for single unit               |
| PX7001-XT6P | 6' Extension for Single Unit w/Purlin      |
| PX7001-XT6S | 6' Extension for Single Unit w/Sign Holder |

\*Splitting connected runs may require additional components. Call for more information.

### NEW FEATURE!



#### Double Hanging Basket Purlin

The purlin available for this display is now a double purlin—twice the baskets in the same footprint!

Ask about our new 4' versions on several of our Evolutions displays

# STEP DISPLAY

## PX7003

The perfect double-sided display the PX7003 can stand alone as an island or connect in a run to create aisles that can be shopped from both sides. It includes "stepped" bench tops on either side and a large center area-all with expanded metal bench tops for items large or small.



PX7003



PX7003  
Base bench model



## SPECIFICATIONS

**Construction:** Galvanized steel

**Capacity:** (24) 1020-style flats per 6-foot section

**Base Dimensions:** 73.25" w x 69.75" d x 30" h

Ask about our new 4' versions on several of our Evolutions displays

## EXPAND YOUR DISPLAYS

Buy the Extension Kit for any Evolutions model to create connected runs of displays.



| PX7003 Configurations |   |
|-----------------------|---|
| Part #                | Description                             |
| PX7003                | Single unit w/expanded metal (standard) |
| PX7003-12             | 12' Connected unit                      |
| PX7003-18             | 18' Connected unit                      |
| PX7003-24             | 24' Connected unit                      |
| PX7003-XT6            | 6' Extension for Single Unit            |

\*Splitting connected runs may require additional components. Call for more information.

Please call **800-852-3443** for additional sizes, configurations, and pricing.

# TALL 3 LEVEL DISPLAY

## PX7026

Dream big and let your taller merchandise reach for the sky with the PX7026. This commanding display captures your customer's attention with an overall height of 71 inches—2' between each tier! Of course, you'll enjoy our galvanized steel construction and tool-free assembly, but this display also includes a standard sign holder for your pricing information.

| PX7026 Configurations |   |
|-----------------------|---|
| Part #                | Description   |
| PX7026-S              | Single unit w/expanded metal (standard) + Sign holder |
| PX7026-S12            | 12' Connected unit                                    |
| PX7026-S18            | 18' Connected unit                                    |
| PX7026-S24            | 24' Connected unit                                    |
| PX7026-XT6S           | 6' Extension for Single 6' Unit + Sign holder         |

\*Splitting connected runs may require additional components. Call for more information.

## SPECIFICATIONS

**Construction:** Galvanized steel  
**Capacity:** (15) 1020-style flats per 6-foot section  
**Base Dimensions:** 73.25"w x 32"d x 71.33"h



PX7026-S



# TALL BENCH DISPLAY

## PX7027

The new PX7027 Tall Bench Display offers nearly 30" between bench tops for your taller items and an optional double hanging basket purlin for additional display space. Extra deep expanded metal bench tops allow you to place more of the larger pots associated with your taller items.

| PX7027 Configurations |   |
|-----------------------|---|
| Part #                | Description   |
| PX7027                | 6' Single unit w/expanded metal (standard)          |
| PX7027-12             | 12' Connected unit                                  |
| PX7027-18             | 18' Connected unit                                  |
| PX7027-24             | 24' Connected unit                                  |
| PX7027-P              | 6' Single unit w/expanded metal (standard) + Purlin |
| PX7027-P12            | 12' Connected unit + Purlin                         |
| PX7027-P18            | 18' Connected unit + Purlin                         |
| PX7027-P24            | 24' Connected unit + Purlin                         |
| PX7027-XT6            | 6' Extension for Single 6' Unit                     |
| PX7027-XT6P           | 6' Extension for Single 6' Unit + Purlin            |

## SPECIFICATIONS

**Construction:** Galvanized steel  
**Capacity:** (18) 1020-style flats per 6-foot section  
 Optional double purlin holds (12) 10-inch hanging baskets per 6-foot section  
**Base Dimensions:** 73.25"w x 37.25"d x 44.5"h



PX7027-P

# BENCH DISPLAY



PX7006-C

patented

## PX7006

Basic, sturdy, expandable—those are the necessary requirements for any display unit, and you'll certainly find them with our PX7006. You can add casters, cross-merchandisers or powder coating to customize this display or connect multiple benching sections to create a connected run to fit your space.

## SPECIFICATIONS

**Construction:** Galvanized steel  
**Capacity:** (18) 1020-style flats per 6-foot section  
**Base Dimensions:** 73.25" w x 37.5" d x 30" h

### PX7006 Configurations

| Part #     | Description  |
|------------|--|
| PX7006     | Single unit w/expanded metal (standard)                  |
| PX7006-C   | Single unit w/expanded metal (standard) + Casters        |
| PX7006-XT6 | 6' Extension for Single Unit w/expanded metal (standard) |

\*Splitting connected runs may require additional components. Call for more information.



PX7006  
Base bench model



## EXPAND YOUR DISPLAYS

Buy the Extension Kit for any Evolutions model to create connected runs of displays.



# DOUBLE BENCH DISPLAYS

Hold it ALL with these high-capacity display units meant to be shopped from both sides. All three feature tool-free assembly, galvanized steel construction, and our patented shared end support system for extended runs. With three depths to choose from, you have the flexibility to design aisles that fit within your given space. Choose the “Y” purlin configurations and you’ll gain an impressive 24 feet for hanging baskets per 6’ display.



PX7024-P

patented

PX7023-S



patented



PX7022

patented

## EXPAND YOUR DISPLAYS

Buy the Extension Kit for any Evolutions model to create connected runs of displays.





**PX7023**  
Base bench model

**PX7023 Configurations**

| Part #      | Description                                       |
|-------------|---|
| PX7023      | 3' unit w/expanded metal (standard)               |
| PX7023-S    | 3' unit w/expanded metal (standard) + Sign holder |
| PX7023-P    | 3' unit w/expanded metal (standard) + Purlin      |
| PX7023-XT6  | 6' Extension for Single 3' Unit                   |
| PX7023-XT6P | 6' Extension for 3' Unit w/ Purlin                |
| PX7023-XT6S | 6' Extension for Single 3' Unit + Sign holder     |

\*Splitting connected runs may require additional components. Call for more information.

**SPECIFICATIONS**

**Construction:** Galvanized steel

**Capacity:** (24) 1020-style flats per 6-foot section

Optional 47.5" high basket purlin holds (24) 10-inch hanging baskets

**Base Dimensions:** 73.25"w x 41.5"d x 30"h



**PX7022**  
Base bench model

**PX7022 Configurations**

| Part #      | Description                                       |
|-------------|---|
| PX7022      | 4' unit w/expanded metal (standard)               |
| PX7022-S    | 4' unit w/expanded metal (standard) + Sign holder |
| PX7022-P    | 4' unit w/expanded metal (standard) + Purlin      |
| PX7022-XT6  | 6' Extension for Single 4' Unit                   |
| PX7022-XT6P | 6' Extension for 4' Unit w/ Purlin                |
| PX7022-XT6S | 6' Extension for Single 4' Unit + Sign holder     |

\*Splitting connected runs may require additional components. Call for more information.

**SPECIFICATIONS**

**Construction:** Galvanized steel

**Capacity:** (24) 1020-style flats per 6-foot section

Optional 47.5" high basket purlin holds (24) 10-inch hanging baskets

**Base Dimensions:** 73.25"w x 50.25"d x 30"h



**PX7024**  
Base bench model

**PX7024 Configurations**

| Part #      | Description                                       |
|-------------|---|
| PX7024      | 6' unit w/expanded metal (standard)               |
| PX7024-S    | 6' unit w/expanded metal (standard) + Sign holder |
| PX7024-P    | 6' unit w/expanded metal (standard) + Purlin      |
| PX7024-XT6  | 6' Extension for Single 6' Unit                   |
| PX7024-XT6P | 6' Extension for 6' Unit w/ Purlin                |
| PX7024-XT6S | 6' Extension for Single 6' Unit + Sign holder     |

\*Splitting connected runs may require additional components. Call for more information.

**SPECIFICATIONS**

**Construction:** Galvanized steel

**Capacity:** (36) 1020-style flats per 6-foot section

Optional 47.5" high basket purlin holds (24) 10-inch hanging baskets

**Base Dimensions:** 73.25"w x 73.5"d x 30"h

Ask about our new 4' versions on several of our Evolutions displays

**DON'T FORGET YOUR SIGNAGE**




Bedding Plant Sign Holder w/Base see page 31.



Clip Sign Holders see page 31.



Pallet Sign Holders see page 30.



E-Z Sign Holders see page 31.

Please call **800-852-3443** for additional sizes, configurations, and pricing.

# TRI-STEP DISPLAY

## PX7020

A little variety can make a big difference. That's why we offer our PX7020 display. Shelf depth reduces gradually from 36 to 24 to 18 inches for improved product placement and visual appeal. Options like hanging basket purlins, casters, sign holder and powder coating allow for even greater visual range.



### Double Hanging Basket Purlin

The purlin available for this display is now a double purlin—twice the baskets in the same footprint!



PX7020-CP

patented



PX7020  
Base bench model

### PX7020 Configurations

| Part #      | Description                                |
|-------------|--|
| PX7020      | Single unit w/expanded metal (standard)    |
| PX7020-P    | Single unit w/Double Purlin                |
| PX7020-S    | Single unit w/Sign Holder                  |
| PX7020-C    | Single unit w/Casters                      |
| PX7020-CP   | Single unit w/Casters + Purlin             |
| PX7020-CS   | Single unit w/Casters + Sign Holder        |
| PX7020-XT6  | 6' Extension for single unit               |
| PX7020-XT6P | 6' Extension for Single Unit w/Purlin      |
| PX7020-XT6S | 6' Extension for Single Unit w/Sign Holder |

\*Splitting connected runs may require additional components. Call for more information.

**Construction:** Galvanized steel

**Capacity:** (24) 1020-style flats per 6-foot section  
Optional 47.5" high double purlin holds (12) 10-inch hanging baskets per 6-foot section

**Base Dimensions:** 73.25" w x 40" d x 44.5" h



PX7020-CS

Ask about our new 4' versions on several of our Evolutions displays

# DOUBLE TRI-STEP DISPLAY

## PX7021

Featuring the same “stepped” shelf depth (from 36 to 24 to 18 inches), this unit gives you all the visual appeal of our Tri-Step display... times two, and our patented shared end support connecting system allows you to create aisles of color. You’ll appreciate our tool-free assembly and galvanized steel construction. Choose a configuration with double hanging basket purlins for more display space or the double-sided 7” sign holder for an easy signage option.



PX7021-P

patented

### PX7021 Configurations

| Part #      | Description   |
|-------------|---|
| PX7021      | Single unit w/expanded metal (standard)               |
| PX7021-S    | Single unit w/expanded metal (standard) + Sign holder |
| PX7021-P    | Single unit w/expanded metal (standard) + Purlin      |
| PX7021-XT6  | 6' Extension for Single 6' Unit                       |
| PX7021-XT6P | 6' Extension for 6' Unit w/ Purlin                    |
| PX7021-XT6S | 6' Extension for Single 6' Unit + Sign holder         |

\*Splitting connected runs may require additional components. Call for more information.



PX7021-S



PX7021  
Base bench model

## SPECIFICATIONS

**Construction:** Galvanized steel

**Capacity:** (48) 1020-style flats per 6-foot section  
Optional 48” high double basket purlin holds (24) 10-inch hanging baskets

**Base Dimensions:** 73.25”w x 75.5”d x 44.5”h

Ask about our new 4’ versions on several of our Evolutions displays



# 2 & 3-TIER DISPLAYS

**PX7030 & PX7032** Step it up with our tiered units featuring a narrower profile for tight spaces or sidewalk display areas-now available with hanging basket purlins! Choose from 2 or 3-tiered units with several configurations and options including purlins, casters, sign holders or cross merchandisers. More merchandise in a smaller footprint!



PX7030-CP

patented



**Now with Hanging Basket Purlins!**



PX7032-CP

## SPECIFICATIONS

**Construction:** Galvanized steel  
**Capacity:** (12) 1020-style flats per 6-foot section  
**Base Dimensions:** 73.25" w x 27.5" d x 30" h

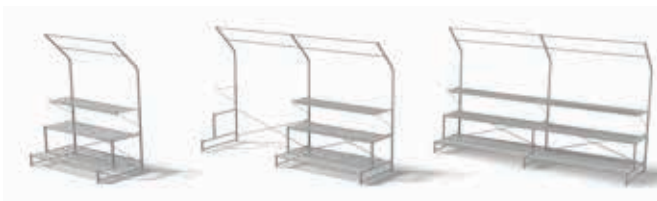
## SPECIFICATIONS

**Construction:** Galvanized steel  
**Capacity:** (21) 1020-style flats per 6-foot section  
**Base Dimensions:** 73.25" w x 40.5" d x 44.5" h

| PX7030 Configurations |   |
|-----------------------|---|
| Part #                | Description                                   |
| PX7030                | 6' Single unit w/expanded metal (standard)    |
| PX7030-CP             | 6' Single unit w/Casters + Purlin             |
| PX7030-P              | 6' Single unit w/Purlin                       |
| PX7030-XT6            | 6' Extension for Single 6' Unit               |
| PX7030-XT6P           | 6' Extension for 6' Unit w/ Purlin            |
| PX7030-XT6S           | 6' Extension for Single 6' Unit + Sign holder |

| PX7032 Configurations |   |
|-----------------------|---|
| Part #                | Description                                   |
| PX7032                | Single unit w/expanded metal (standard)       |
| PX7032-CP             | Single unit w/Casters + Purlin                |
| PX7032-P              | Single unit w/Purlin                          |
| PX7032-XT6            | 6' Extension for Single 6' Unit               |
| PX7032-XT6P           | 6' Extension for 6' Unit w/ Purlin            |
| PX7032-XT6S           | 6' Extension for Single 6' Unit + Sign holder |

\*Splitting connected runs may require additional components. Call for more information.



## EXPAND YOUR DISPLAYS

Buy the Extension Kit for any Evolutions model to create connected runs of displays.

# FLORAL & GIFT DISPLAY

**FG3000-P** Our newest display features solid bench tops and an upscale white powder coated finish. Two hanging basket purlins and two display shelves offer plenty of space to merchandise your plants and giftware.

The center unit is perfect as a standalone unit, in a side-by-side run of units, or with endcaps at one or both ends. The endcaps can also be combined to make a small tiered display, shoppable from all sides.

**PX7032 Configurations**

| Part #   | Description                                       |
|----------|---|
| FG3000-P | Single unit w/solid bench top + Purlin (standard) |
| FG3001   | Single endcap unit                                |

**SPECIFICATIONS**

**Construction:** Galvanized steel, powder coat white

**FG3000-P Dimensions:** 48"w x 36"d x 85.125"h

**FG3001 Dimensions:** 36"w x 24"d x 21.5"h



FG3001 Endcap



FG3000-P Center unit with 2 endcaps



(2) FG3001 Endcaps

Please call **800-852-3443** for additional sizes, configurations, and pricing.

# MULTI-TIER DISPLAYS

## PX7033 & PX4033

The new PX7033 and PX4033 Multi-Tier Displays offer max versatility when it comes to bench placement! Re-arrange your bench tops in up to 7 different bench levels as your seasonal product offerings change. You still get the same galvanized steel durability with the flexibility to organize your bench to fit your needs.



PX7033-C

### SPECIFICATIONS

**Construction:** Galvanized steel

**Capacity:** (21) 1020-style flats per 6-foot section

**Base Dimensions:** 73.25" w x 28.75" d x 52.75" h



| PX7030 Configurations |  |
|-----------------------|--|
| Part #                | Description                                |
| PX7033                | 6' Single unit w/expanded metal (standard) |
| PX7033-12             | 12' Connected Unit                         |
| PX7033-18             | 18' Connected Unit                         |
| PX7033-24             | 24' Connected Unit                         |
| PX7033-C              | 6' Single Unit w/ Casters                  |
| PX7033-XT6            | 6' Extension for Single 6' Unit            |



# FLAT MATE DISPLAY

## PX7025

Conserve your space with the narrow profile of this model (just 26 inches deep), yet still accommodate 15 flats of product! Enjoy our other display features as well, like galvanized steel construction, shared end support for easy run addition and a full array of options to suit your needs.

| PX7025 Configurations |   |
|-----------------------|---|
| Part #                | Description                             |
| PX7025                | Single unit w/expanded metal (standard) |
| PX7025-C              | Single unit w/Casters                   |
| PX7025-P              | Single unit w/Purlin                    |
| PX7025-S              | Single unit w/Sign holder               |
| PX7025-CP             | Single unit w/Casters + Purlin          |
| PX7025-CS             | Single unit w/Casters + Sign holder     |

\*Splitting connected runs may require additional components. Call for more information.

### SPECIFICATIONS

**Construction:** Galvanized steel

**Capacity:** (15) 1020-style flats per 6-foot section

Optional 39.25" high single basket purlin holds (6) 10-inch hanging baskets

**Base Dimensions:** 73.25" w x 26.5" d x 44.5" h



PX7025-CP

For more information and pricing visit [www.poly-tex.com](http://www.poly-tex.com)

# HALF A-FRAME DISPLAY

## PX7040

Utilize the full potential of a bare wall or fence with this cleverly designed Half A-frame display. You can also place this unit back to back for a quickly assembled center aisle, and our patented shared end support system means your expansion options just go on and on. Great sales, great set-up—a winning combination for your merchandise.

Now with Double Hanging Basket Purlins!



PX7040-S



PX7040-P

patented


## SPECIFICATIONS

**Construction:** Galvanized steel with expanded metal bench tops

**Capacity:** (18) 1020-style flats per 6-foot section

Optional 47.5" high purlin holds (12) 10-inch hanging baskets per 6-foot section

**Base Dimensions:** 73.25"w x 41.25"d x 44.5"h



PX7040 Base Display

### PX7040 Configurations

| Part #      | Description   |
|-------------|---|
| PX7040      | Single unit w/expanded metal (standard)               |
| PX7040-S    | Single unit w/expanded metal (standard) + Sign holder |
| PX7040-P    | Single unit w/expanded metal (standard) + Purlin      |
| PX7040-XT6  | 6' Extension for Single 6' Unit                       |
| PX7040-XT6P | 6' Extension for 6' Unit w/ Purlin                    |
| PX7040-XT6S | 6' Extension for Single 6' Unit + Sign holder         |

\*Splitting connected runs may require additional components. Call for more information.



Please call **800-852-3443** for additional sizes, configurations, and pricing.

# END CAP DISPLAYS

Two (2) EC7001 units with casters shown with one (1) PX7001 with casters



Two (2) EC7020 units shown with one (1) PX7021 double tri-step display



Our new end caps for the Evolutions series are configured to match up with their corresponding display! They still feature expanded metal benchtops, galvanized steel construction for strength and durability and are now also available with optional casters. Use them by themselves in many configurations or with displays to feature and merchandise your product. End caps are also great for sale items or as a focal point from which you can attach signage.

| PX7030 Configurations |                    |
|-----------------------|--------------------|
| Part #                | Description        |
| EC7001                | End cap for PX7001 |
| EC7006                | End cap for PX7006 |
| EC7020                | End cap for PX7020 |
| EC7022                | End Cap for PX7022 |
| EC7025                | End Cap for PX7025 |
| EC7030                | End Cap for PX7030 |
| EC7032                | End Cap for PX7032 |
| EC7040                | End Cap for PX7040 |



**Options**

**Casters**

Set of 3 swivel-locking casters



# PAVER DISPLAY

## PD3006 & PD3050

We're paving the way for increased sales with our attractive landscape paver display unit. Provide your customers with a convenient shopping experience when you purchase this easy-to-browse display. Welded supports and 2" galvanized steel construction ensure this unit can hold a heavy load. Choose our optional sign holder to provide ideas and inspiration to your clients as well as to create timely messaging, adding even more value to your display.



PD3006 shown with optional sign holder



Product and signs not included

### PD3006 & PD3050 Paver Displays

| Part #   | Size                           |
|----------|--------------------------------|
| PD3006   | 72" w x 43" d x 74" h          |
| PD3006-S | 72" w x 43" d x 115" h         |
| PD3050   | 52 1/2" w x 42 5/8" d x 74" h  |
| PD3050-S | 52 1/2" w x 42 5/8" d x 104" h |

## SPECIFICATIONS

**Construction:** Galvanized steel

**Base Dimensions:** (PD3006) 72" w x 43" d x 74" h

**Base Dimensions:** (PD3050) 52 1/2" w x 42 5/8" d x 74" h

# MULCH & ROCK DISPLAY

## MD3000

Showcase a variety of mulch, soils, decorative landscape rock, bulbs and other bulk goods in divided bins. The sturdy, galvanized steel frame and bins come standard with a dark grey textured powder coating. Setup is quick and requires no tools. It is perfect for indoor displays, as well as outside. Choose up to five bins and then add dividers to best suit your product mix.

### Mulch & Rock Display

| Part#  | Description                              |
|--------|--|
| MD3005 | 1 Frame w/signholder, 5 Bins, 7 Dividers |
| MD3000 | 24" w x 24" d x 72" h Frame Only         |
| MD1012 | Compartment Bin                          |
| MD1007 | Divider                                  |



bin plus 1 divider



bin plus 2 dividers



bin plus 3 dividers



MD3005 Display

## SPECIFICATIONS

**Construction:** Powder coated galvanized steel

**Base Dimensions:** 24" w x 24" d x 72" h





BW3000

## BASKET WAVE

Caution: curves ahead! Enhance your garden center's flow with the new basket wave. This high capacity display provides an elegant way to showcase your hanging baskets in an easy-to-shop wall of color. Start with the 12-foot base unit and easily add 6-foot sections to create an endless sweep of color. Available with 3 purlins for small/medium baskets or 2 purlins for larger hanging items.



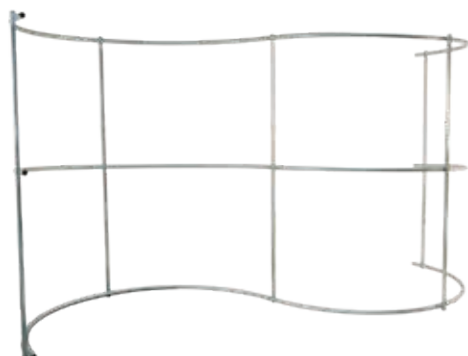
## BASKET TOWER

| Basket Wave        |                        |
|--------------------|------------------------|
| Part #             | Size                   |
| BW3000 (3 Purlins) | 150" w x 79" d x 78" h |
| BW3003 (2 Purlins) | 150" w x 79" d x 78" h |

### SPECIFICATIONS

**Construction:** Galvanized steel

**Base Dimensions:** 150" w x 79" d x 78" h



BW3003

### BT3000

This fun way to showcase your hanging baskets and other hanging merchandise, such as wind chimes and bird houses/feeders, is sure to be on your wish list for spring sales. Think vertical merchandising that can be shopped from any side. Imagine a tower of hanging baskets or a whorl of wind chimes!

| Basket Tower |                       |
|--------------|-----------------------|
| Part #       | Size                  |
| BT3000       | 46" w x 46" d x 90" h |

### SPECIFICATIONS

**Construction:** Galvanized steel


**Base Dimensions:** 46" w x 46" d x 90" h



# BASKET HANGER

## BH3000

This year-round fixture allows for optimal lighting exposure for your hanging baskets and it also gives you a place to create showy seasonal displays. Spring, summer and fall plants are placed easily within your customer's reach and our optional wreath kit allows for high-capacity holiday merchandising.



# NARROW BASKET HANGER

## BH4000

Respond quickly to inclement weather or move product indoors for safe keeping with our BH4000 Narrow Basket Hanger display. Designed for mobility, this unit comes standard with casters and rolls easily through a 36-inch door frame.

| Basket Hanger |                                      |
|---------------|--------------------------------------|
| Part #        | Description                          |
| BH3000        | Basket Hanger                        |
| BH3000-C      | Basket Hanger w/Casters              |
| BH3000-WK     | Basket Hanger w/Wreath Kit           |
| BH3000-CWK    | Basket Hanger w/Casters & Wreath Kit |

| Narrow Basket Hanger |                                   |
|----------------------|-----------------------------------|
| Part #               | Description                       |
| BH4000               | Narrow Basket Hanger              |
| BH4000-WK            | Narrow Basket Hanger w/Wreath Kit |

### SPECIFICATIONS

Construction: Galvanized steel  
 Capacity: (24) 10-inch hanging baskets  
 Optional wreath kit holds (78) 24-inch wreaths  
 Base Dimensions: 72"w x 73"d x 82"h (Add 6" height for casters)



### SPECIFICATIONS

Construction: Galvanized steel, 4 swivel-locking casters  
 Capacity: (47) 10-inch hanging baskets  
 Optional wreath kit holds (54) 24-inch wreaths  
 Dimensions: 76"w x 34"d x 78"h

### OPTIONS

| Casters  | Wreath Kit  |
|--|---|
| <br>Set of 4 swivel-locking casters |  |



Snap Button Design

### OPTIONS

| Wreath Kit  |
|---|
|  |



# CIRCULAR DISPLAYS

## BD3000

The unique barrel-shaped supports on the new BD3000 are not only attractive, but also functional since they allow for unobstructed shelf space. The adjustable center bench is an added benefit that adds even more merchandising flexibility. Display smaller floral and giftware items with ease on the sturdy, flattened expanded metal surfaces. Standard swivel-locking casters make easy work to move this display around your store.

| Circular Display |                           |
|------------------|---------------------------|
| Part #           | Size                      |
| BD3000           | 32" w x 32" d x 54 3/4" h |



**Construction:** Galvanized steel

**Base Dimensions:** 32" w x 32" d x 54 3/4" h  
(adjustable center bench: 16 1/2" to 22 1/2" from base)

## CD3000 & CD4000

What's your best side? Why choose? Showcase your merchandise beautifully from every angle with our circle bench displays. Flattened expanded metal surfaces prevent tips and ensure that smaller items won't slip through the cracks. Swivel-locking casters ensure easy mobility for optimal merchandising flexibility.



CD4000-S

| 3-Level Circular Display |                       |
|--------------------------|-----------------------|
| Part #                   | Size                  |
| CD3000                   | 32" w x 32" d x 54" h |
| CD3000-S                 | 32" w x 32" d x 80" h |

| 4-Level Circular Display |                           |
|--------------------------|---------------------------|
| Part #                   | Size                      |
| CD4000                   | 32" w x 32" d x 55 3/8" h |
| CD4000-S                 | 32" w x 32" d x 80" h     |

## SPECIFICATIONS

**Construction:** Galvanized steel and expanded metal bench tops.

## OPTIONS

### Sign Holders

3-sided sign holder



CD3000-S



65 sq. ft.  
of total  
surface area!

# 35, 355 & 357 DISPLAY



## CD3500, CD3550, CD3570

These circular island displays are a paradise for large merchandise. Oversized pots, baskets, garden décor and accessories will fit—and shine! The CD3570 has a 7' diameter base, 5' middle tier and 3' top, which gives you 65 square feet of merchandising opportunity in one display.

Expanded metal surfaces and heavy-duty steel construction also provide the strength to support oversized products. New this season are slightly smaller versions—the CD3550 and the CD3500 and all are available with casters.

| 35, 355, 357 Display |                                       |                        |
|----------------------|---------------------------------------|------------------------|
| Part #               | Description                           | Size                   |
| CD3570               | 357 Circular Island Display           | 84" w x 84" d x 56¼" h |
| CD3570-C             | 357 Circular Island Display w/Casters | 84" w x 84" d x 62¼" h |
| CD3550               | 355 Circular Island Display           | 60" w x 60" d x 61" h  |
| CD3550-C             | 355 Circular Island Display w/Casters | 60" w x 60" d x 67" h  |
| CD3500               | 35 Circular Island Display            | 60" w x 60" d x 38" h  |
| CD3500-C             | 35 Circular Island Display w/Casters  | 60" w x 60" d x 44" h  |

## SPECIFICATIONS

**Construction:** Galvanized steel and expanded metal bench tops.



CD3570-C



CD3550-C



CD3500-C

The CD3570 offers 65 total square feet of surface area to merchandise

Please call **800-852-3443** for additional sizes, configurations, and pricing.

# PALLET BRIDGE

## PB3000

Our new pallet bridge display provides an elegant solution to cross-merchandise products that are complementary to your palletized goods. Graphic panels (not included) simply slide into the side supports while mounting holes on the tray face easily accept most types of rigid signage panels. The galvanized steel frame fits over most standard pallets and the upper tray features flattened expanded metal to hold large and small products.



PB3000 with sign panels



PB3000 without sign panels

| Pallet Bridge |                        |
|---------------|------------------------|
| Part #        | Size                   |
| PB3000        | 48" w x 21½" d x 48" h |

## SPECIFICATIONS

**Construction:** Galvanized steel

**Dimensions:** 48" w x 21½" d x 48" h

**Signage:** Up to 6 mm thick – Call for pricing

# PALLET SIGN HOLDERS

Our new pallet sign stands are perfect for pallets of your taller merchandise. Park your pallet on the large base plate and rest assured it won't tip over in the wind. 2-sided industry standard 11" x 7" sign holders provide great visibility for your customers.

## SPECIFICATIONS


**Construction:** Galvanized steel

**Dimensions:** GCS250 – 66" clearance w/ 11" x 7" 2-sided sign holder

GCS251 – 36" clearance w/ 11" x 7" 2-sided sign holder

GCS252 – 67" clearance w/ 11" x 7" 2-sided sign holder

GCS253 – 12" clearance w/ 11" x 7" 1-sided sign holder



| Pallet Signs |                             |
|--------------|-----------------------------|
| Part #       | Description                 |
| GCS250       | 66" clearance curved post   |
| GCS251       | 36" clearance straight post |
| GCS252       | 67" clearance straight post |
| GCS503       | 12" clearance straight post |



GCS503

# GARDEN CENTER SIGN HOLDERS

Our durable, galvanized steel sign holders will accommodate standard industry sign sizes and come in a wide array of attachment options, including stands, table tops, clips, and more.

## Track Sign Holder

This 72" sign holder can be mounted to just about any display or bedding plant table and accepts most 7" x 5" and 11" x 7" signage.

72" x 7" Track Sign Holder (FB3028)

72" x 5" Track Sign Holder (FB3029)



## EZ Sign Holder

Quickly attaches to any of our bench tops.


7" x 5" card size box of 25 (GCS2000)

11" x 7" card size box of 25 (GCS2050)

## EZ Track Sign Holder

70" x 4" Sign Holder (FB3047)


46" x 4" Sign Holder (FB3046)



## 12" Sign Holder with base

7" x 5" card size box of 25 (GCS1010)

11" x 7" card size box of 25 (GCS1050)



## Sign Holder Base

For 18" & 30" signs box of 25 (GCS1310)



## 18" Sign Holder without base

5" x 4" card size box of 25 (GCS1170)

7" x 5" card size box of 25 (GCS1180)

11" x 7" card size box of 25 (GCS1190)



## 30" Sign Holder without base

7" x 5" card size box of 25 (GCS1210)

11" x 7" card size box of 25 (GCS1260)



## Clip Sign

7" x 5" card size box of 25 (GCS3030)

11" x 7" card size box of 25 (GCS3020)



## Double-Face Sign Holder

11" x 7" card size box of 25 (GCS1300)



## Table Top Sign Holder

7" x 5" card size box of 25 (GCS1110)

11" x 7" card size box of 25 (GCS1160)



## White Vinyl Sign Cards

5" x 4" pack of 25 (GCS137)

7" x 5" pack of 25 (GCS136)

11" x 7" pack of 25 (GCS141)

## China Markers


Black, pack of 12 (GCS146)

# BENCH TOPS

For use with Poly-Tex displays and greenhouses

## Standard & Expanded Metal Bench Tops


Our galvanized steel bench tops give a sleek presentation to any structure and they are definitely built to last. Purchase individually in standard sizes or purchase a higher quantity for custom size options.



| Part # | Description                       |
|--------|-----------------------------------|
| RF2545 | 12" x 6' roll-form bench top      |
| RF2554 | 18" x 6' roll-form bench top      |
| RF2555 | 23" x 6' roll-form bench top      |
| RF2552 | 36" x 6' roll-form bench top      |
| FK1004 | 12" x 6' expanded metal bench top |
| FK1000 | 18" x 6' expanded metal bench top |
| FK1003 | 23" x 6' expanded metal bench top |
| FK1002 | 36" x 6' expanded metal bench top |

## Expanded Metal Retrofit Kit

Transform your standard 6' roll-form bench top into a display surface suited for smaller plants, gift items, or gardening products. Kit includes expanded metal cut to size, two trim strips and six self-drilling screws.



| Part # | Description                 |
|--------|-----------------------------|
| FK4000 | 12" x 6' expanded metal kit |
| FK4004 | 18" x 6' expanded metal kit |
| FK4008 | 23" x 6' expanded metal kit |
| FK4012 | 36" x 6' expanded metal kit |

# STAND-ALONE BENCH TOPS

For creating your own displays

Great for overflow stock or as a temporary shelving solution! These sturdy, expanded metal bench tops come in either 20" or 40" deep by 72" or 94" wide sizes for a multitude of uses. Mix and match to create different looks and tiered merchandising. Galvanized steel for years of use!



| Stand-Alone Bench Tops 20" |                                |
|----------------------------|--------------------------------|
| Part #                     | Description                    |
| BD1004                     | Galvanized Bench Top 20" x 72" |
| BD1005                     | Galvanized Bench Top 20" x 94" |

| Stand-Alone Bench Tops 40" |                                |
|----------------------------|--------------------------------|
| Part #                     | Description                    |
| BD1007                     | Galvanized Bench Top 40" x 72" |
| BD1006                     | Galvanized Bench Top 40" x 94" |

# PLASTIC TOP BENCH


Grow and display on our new galvanized steel bench with plastic grid top! Perfect for watering and easy to clean, the Dura-Bench® Ultra plastic grid top lets water and debris through. Heavy-duty galvanized steel frame resists rust while giving excellent support for your trays, flats, or potted plants.



BD3042



BD3126



| Bench Configurations |                     |
|----------------------|---------------------|
| Part #               | Size*               |
| BD3042               | 4'L x 2'W x 32.5"H  |
| BD3044               | 4'L x 4'W x 32.5"H  |
| BD3082               | 8'L x 2'W x 32.5"H  |
| BD3083               | 8'L x 3'W x 32.5"H  |
| BD3084               | 8'L x 4'W x 32.5"H  |
| BD3085               | 8'L x 5'W x 32.5"H  |
| BD3086               | 8'L x 6'W x 32.5"H  |
| BD3123               | 12'L x 3'W x 32.5"H |
| BD3124               | 12'L x 4'W x 32.5"H |
| BD3125               | 12'L x 5'W x 32.5"H |
| BD3126               | 12'L x 6'W x 32.5"H |

| Replacement Dura-Bench® Ultra Bench Tops |   |
|--|---|
| Part #                                   | Size*   |
| BD1040                                   | Plastic Panel 2' x 4'                               |
| BD1043                                   | Plastic Panel 3' x 4'                               |
| BD3006                                   | 6-Pack Plastic Panels 2' x 4' with 20 Locking Clips |
| BD1042                                   | Plastic Panel Locking Clip                          |

## SPECIFICATIONS

**Construction:** Galvanized Steel Frame and Dura-Bench® Ultra Plastic Greenhouse Bench Top

\*Nominal sizes. Please check website for exact measurements.

**Just need Bench Tops?**  
Stand alone expanded metal bench tops available in several standard sizes.  
**see page 32**

