



W-TRUSS

It's hard to improve on our most popular shade structure, but we've done it again. The W-Truss now comes with the original flat roof option and a new peaked roof style!

Shade structures are one of the most economical ways to keep customers and products out of the blazing sun. Mix and match flat roof sides with a peaked canopy entryway for maximum customer comfort and visual appeal to the front or side entrance to your brick and mortar store. Freestanding 20' wide canopy sections can be connected for multiple peaks or linked together in a row to cover larger spaces. Call a customer representative today to find a configuration that matches your needs!



W-Truss Standard Packages Include:

3" x 3" Sq. 12 ga. vertical posts with 7" x 7" base plates in 20' x 20' blocks, expansion anchor bolts, 20' galvanized truss members, knitted shade cloth with taped edges and grommets, 10" canopy ball bungee every 18", fittings, hardware, and assembly instructions

SPECIFICATIONS

Standard W-Truss

Width/Lengths: 20' x 20' blocks standard, custom trusses available

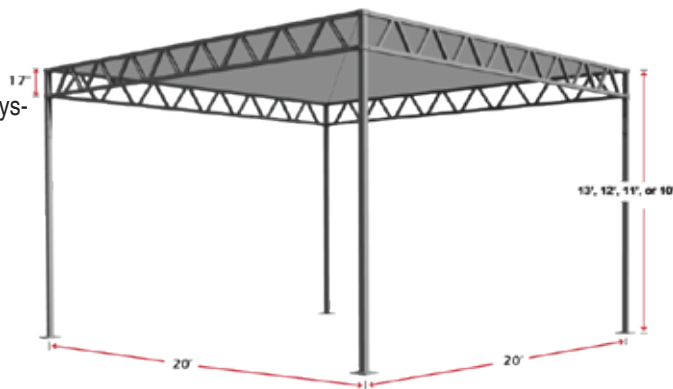
Anchors: Concrete expansion anchors 1/2" x 4.5"

Vertical posts: 3" x 3" x 13', 12', 11' or 10' galvanized steel with welded base plates

Shade Support: (1) Diagonal cable system per 20' x 20' block

Truss: 2" x 2" square top and bottom chords, galvanized webbing

Cover: 30-90% shade cloth



Call Now for Information and Pricing

Our sales team is available Monday-Friday from 8:00am until 4:30pm CST.



800-852-3443

SPECIFICATIONS

Peaked W-Truss

Width/Lengths: 20' x 20' blocks

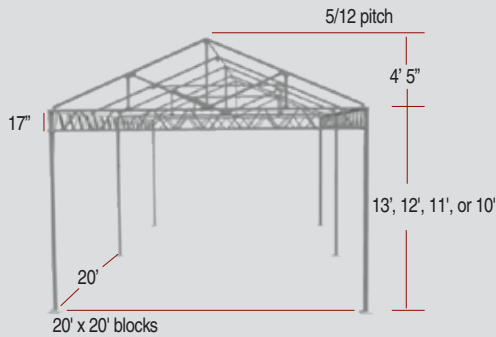
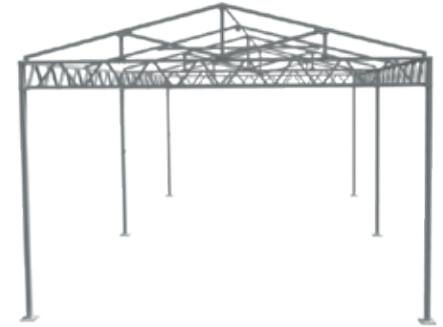
Cover: 30–90% shade cloth

Vertical posts: 3" x 3" x 13', 12', 11', or 10' galvanized steel with welded base plates

Roof Pitch: 5/12 roof pitch

Anchors: Concrete expansion anchors

Truss: 2" x 2" square top and bottom chords, galvanized webbing



Peaked W-Truss Standard Packages Include:

3" x 3" Sq. 12 ga. vertical posts with 7" x 7" base plates in 20' x 20' blocks, expansion anchor bolts, 20' galvanized truss members (5/12 roof pitch), knitted shade cloth with taped edges and grommets, 10" canopy ball bungee every 18", fittings, hardware, and assembly instructions





SUNSTOPPER

Retailers and growers alike will benefit from the sun and wind protection provided by the Sunstopper. It's a wonderful example of how strength and convenience come together to provide you with added value. By utilizing 2 1/2" O.D. 12 gauge galvanized steel (when others use just 1.66"), and by attaching shade panels with 10" bungee balls, you are assured of both stability and quick assembly. While standard sizes offer an economical option, we're happy to help you customize the Sunstopper for your individual layout needs.

SPECIFICATIONS

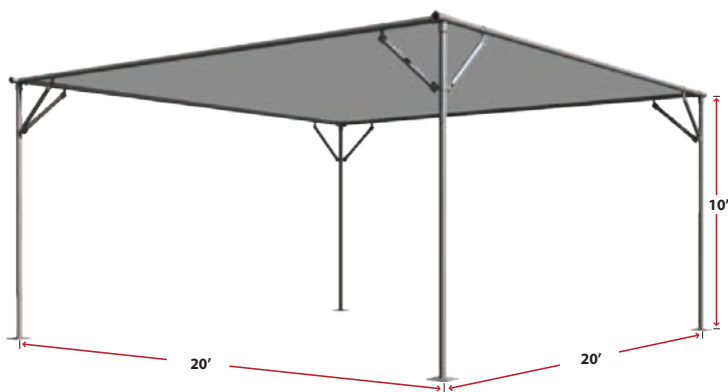
Width/Lengths: 20' x 20' blocks (custom sizes available)

Anchors: ground stands or optional base plates with concrete anchor bolts


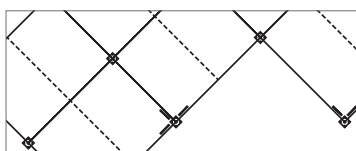
Vertical posts: 2 1/2" O.D. 12 ga. x 10' galvanized steel

Horizontal supports: 2 1/2" O.D. 12 ga. x 20' galvanized steel

Cover: 30-90% shade cloth



OPTIONS



Layout Assistance: We can design a shade structure that accommodates your specific location needs

Base Plate with Concrete Anchor Bolts: Firmly secure your structure

51% LARGER TUBING!

The Sunstopper is built to last with tough 2 1/2" O.D. 12 gauge galvanized steel tubing. That's 51% LARGER than what most manufacturers use. Get a better product for your investment with the Sunstopper.



Sunstopper uses larger diameter tubing.

Others use smaller diameter tubing.



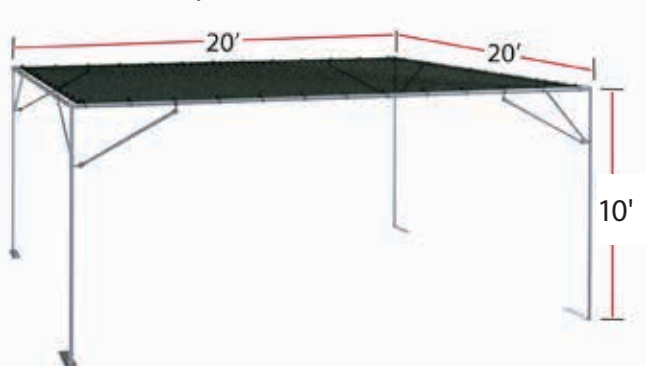
Sunstopper Standard Packages Include:

2 1/2" O.D. 12 ga. x 10' vertical posts with base plates in 20' x 20' blocks, 2 1/2" O.D. 12 ga. x 20' galvanized horizontal members, 60% black knitted shade cloth with taped edges and grommets, 10" canopy ball bungee every 18", diagonal cable shade panel support (1) per 20' x 20' block, fittings, hardware, and assembly instructions.



SUN SHADOW

Keep it cool for less with our Sun Shadow shade structure. This economical solution offers you easy assembly and modular design without sacrificing our durable galvanized steel construction. The extended base plate allows for the use of pallet products as your anchoring system and helps you avoid parking lot damage. With the Sun Shadow, you'll protect your products and improve your customer's experience easily and economically. Sometimes less really is more!



SPECIFICATIONS

Width/Lengths: 20' x 20' blocks (custom sizes available)

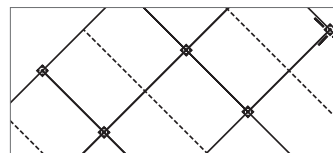
Frame: 2" O.D. 14 ga. galvanized steel tubing

Cover: 30–90% black shade cloth (standard package)

Anchoring: Base plates, extended ballast base plates, or ground stands



OPTIONS



Layout Assistance: We can design a shade structure that accommodates your specific location needs



Extended Base Plate
For ballast anchoring



Base Plate with Concrete Anchor Bolts:
For concrete anchoring

Sun Shadow Standard Packages Include:

2" O.D. 14 ga. x 10' vertical posts with extended ballast base plates, 2" O.D. 14 ga. x 20' galvanized horizontal members in 20' x 20' blocks, diagonal corner structural bracing, 60% black knitted shade cloth with taped edges and grommets, 10" canopy ball bungee every 18", diagonal cable system shade support (1) per 20' x 20' block, fittings, hardware, and assembly instructions.

Call Now for Information and Pricing

Our sales team is available Monday-Friday from 8:00am until 4:30pm CST.

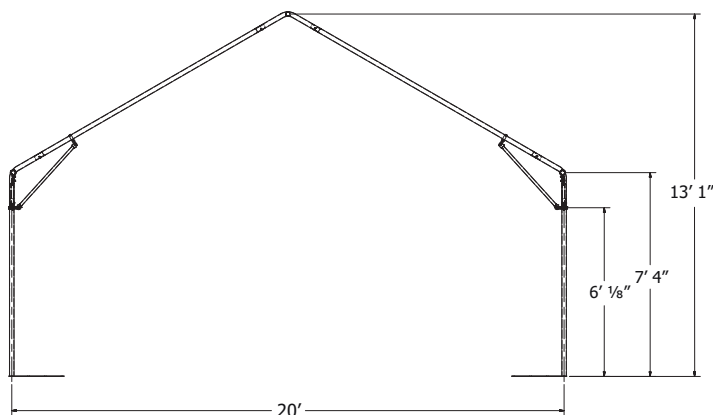
800-852-3443





VERTEX SHADE SYSTEM

The first structure in our Vertex line, this simple, stylish shade house lets you make a statement and show your colors. The easy snap button frame and bungee shade attachments will have you in the shade in no time. With just over 7' of sidewall clearance and 13' to the peak, the Vertex will give you shade while keeping that open air feeling.




SPECIFICATIONS

- Width:** 20'
- Length:** Starting at 10' with increments of 10'
- Sidewall Height:** 7' 4"
- Height to Apex:** 13' 1"
- Frame:** 2" O.D. 14ga. galvanized steel tube
- Cover:** Knitted shade cloth with taped edges and grommets*
- Anchoring:** Extended base plates

*Different colors and percentages of shade cloth available
Call for Pricing



Support view



Peak view



Optional front Gable panel

Vertex Shade Standard Packages Include:

2" O.D.. 14ga. galvanized snap button frames on 10' centers, diagonal struts in corners, 2" O.D. 14ga. galvanized ridge purlin, knitted shade cloth with taped edges and grommets, 10" canopy ball bungee every 18", extended base plates, spikes, assembly hardware and setup manual.

Optional Gable End Package includes:

Galvanized horizontal support, 1 gable peak shade, attachment hardware.

Vertex Shade	
Part #	Description
VX2010-B60	20 x 10 Blue 60%
VX2010-G60	20 x 10 Green 60%
VX2010-K60	20 x 10 Black 60%
VX2020-B60	20 x 20 Blue 60%
VX2020-G60	20 x 20 Green 60%
VX2020-K60	20 x 20 Black 60%
VX2030-B60	20 x 30 Blue 60%
VX2030-G60	20 x 30 Green 60%
VX2030-K60	20 x 30 Black 60%
VX2040-B60	20 x 40 Blue 60%
VX2040-G60	20 x 40 Green 60%
VX2040-K60	20 x 40 Black 60%

Call for Additional Sizes, Colors, and Pricing Information.